



### District Report Card: 2017


<b>State:</b> Maharashtra	<b>District:</b> Gadchiroli
<b>Class:</b> 8	<b>Subject:</b> Language
<b>Schools:</b> 51	<b>Students:</b> 1422


### Participation/Coverage


#### Students

<div>GENDER</div> <div></div>	Boys				Girls			
	Number		%		Number		%	
	712		50.07		710		49.93	

<div>AREA</div> <div></div>	Rural				Urban			
	Number		%		Number		%	
	1305		91.77		117		8.23	

<div>CATEGORY</div> <div></div>	SC		ST		OBC		GEN	
	Number	%	Number	%	Number	%	Number	%
	147	10.34	585	41.14	506	35.58	184	12.94

<div>CWSN</div> <div></div>	LD	VI	HI	S&LD	ID	Oth
	2	4	2	1	2	3

<div>Management</div> <div></div>	Government			Government-aided		
	Number		%	Number		%
	307		21.59	1115		78.41

### Average Performance of Students in Language (%)

Overall	Gender		Area		Management		Social Group			
	Male	Female	Rural	Urban	Govt.	Aided	SC	ST	OBC	GEN
62.71	62.72	62.71	62.63	63.70	60.20	63.41	70.11	59.25	63.29	66.23

### Performance on Learning Outcomes (LOs)

Learning Outcomes	Description	Average Performance(%)
L813	Read textual/non-textual materials with comprehension and identifies the details, characters, main idea and sequence of ideas and events while reading	62.71

Range of Performance of Students who Answered Correctly							
Below 30%		30% - 50%		50% - 75%		Above 75%	
Number	%	Number	%	Number	%	Number	%
146	10.27	224	15.75	608	42.76	444	31.22

### Lowest Performing Learning Outcomes (LOs)

1 - Read textual/non-textual materials with comprehension and identifies the details, characters, main idea and sequence of ideas and events while reading (62.71)